

Wake up and move!

Mobilisation in early rehabilitation
and in the intensive care unit

Every day counts!

International guidelines recommend that patients be mobilised twice daily for at least 20 minutes within the first three days of admission to the intensive care unit.



“Early mobilisation in intensive care units reduces the risk of pneumonia, generalised weaknesses (ICUAW) or delirium. Even a passive pedalling movement with a movement exerciser promotes faster regeneration of the neuromuscular system, slows down muscle loss, regulates tone and stimulates the cardiovascular system and metabolism. This in turn leads to a better standing and walking ability. When used as an upper body exerciser, it can accelerate weaning from mechanical ventilation. This can be instrumental in early mobilisation, as well as reducing the length of stay in the intensive care unit and significantly improving the long-term prognosis of patients. Ease of use and a cost-effective application make this possible!”

Tobias Giebler

State-approved physiotherapist



stabilise
pulmonary
functions

New

T.assist

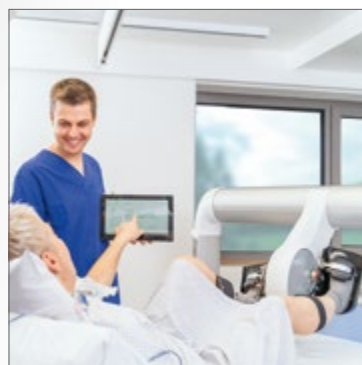
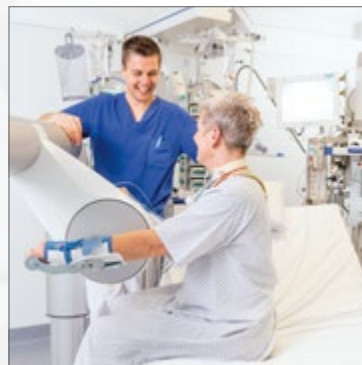
- additional distance sensor
- audiovisual signals
- visual positioning aid

Safe Effective Variable

The THERA-Trainer bemo can specifically promote mobility in bedridden and severely affected patients. Early mobilisation improves not only the functional outcome of these patients in the long term but also the degree of alertness. Timely exercise therapy shortens the duration of intensive treatment. The therapist can mobilise the patient effortlessly and flexibly. The trainer can be adjusted quickly and individually to the patient.

143 cm

reduce
complications
in intensive care



High variability

- use as leg and upper body exerciser, optionally with THERA-soft
- training in lying, half-lying and sitting position
- can be used in the intensive care unit, early rehabilitation, rehabilitation, physiotherapy, dialysis, etc

Further features

- ✓ **sensor-controlled distance detection** between trainer and patient
- ✓ **easy hygiene** with closed surfaces
- ✓ **electrical height adjustment**
- ✓ **low space requirement**
- ✓ **for bed widths up to 115 cm**

T.drive

safe and powerful drive
technology for leg and upper
body exercisers

New

119-159 cm

89 cm




improve
functional
outcome

activate
metabolism



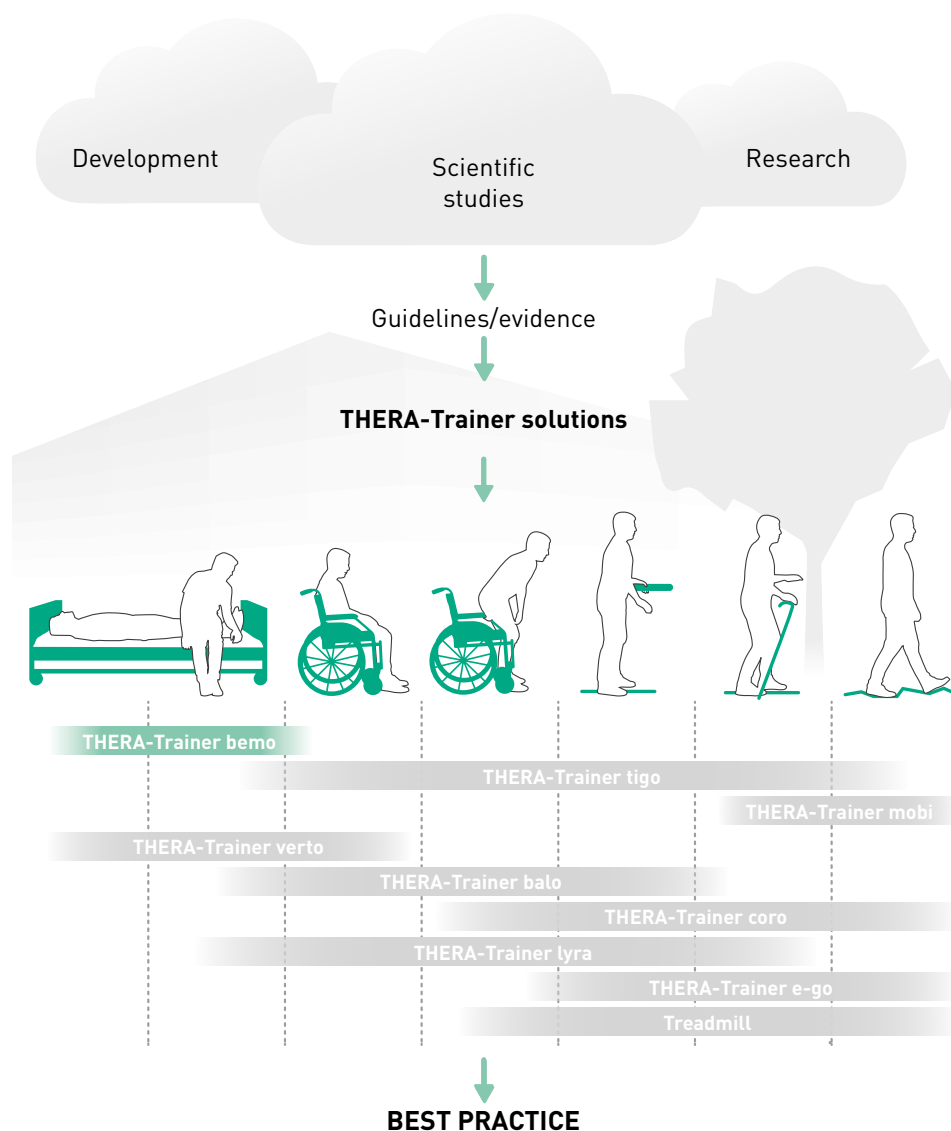
Quick set-up

- tool-free accessory change
- ergonomic, simple and quick adjustment of the trainer to the patient



THERA-soft®
connectable +

We offer products and solutions for all phases of rehabilitation and incorporate the latest scientific findings into day-to-day therapy.



Request information now without obligation!

Tel +49 7355-93 14-0 | info@thera-trainer.de | www.thera-trainer.de
medica Medizintechnik GmbH | Blumenweg 8 | 88454 Hochdorf | Germany